



LOOSE PEBBLES



POLISHED LOOSE PEBBLES



SMALL 1.2-1.6CM | #RIVWHITESMLP.50LBS



MEDIUM 2-5CM | #RIVWHITEMEDP.50LBS



LARGE 5-8CM | #RIVWHITELRGP.50LBS

WHITE



SMALL 1.2-1.6CM | #RIVYELLOWSMPLP.50LBS

YELLOW



SMALL 1.2-1.6CM | #RIVMIXEDSMPLP.50LBS



MEDIUM 2-5CM | #RIVMIXEDMEDP.50LBS



LARGE 5-8CM | #RIVMIXEDLRGP.50LBS

MIXED



SMALL 1.2-1.6CM | #RIVREDSMLP.50LBS



MEDIUM 2-5CM | #RIVREDMEDP.50LBS



LARGE 5-8CM | #RIVREDLRGP.50LBS


RED



SMALL 1.2-1.6CM | #RIVBLACKSMPLP.50LBS




MEDIUM 2-5CM | #RIVBLACKMEDP.50LBS



LARGE 5-8CM | #RIVBLACKLRGP.50LBS

BLACK



LARGE 5-8CM | #PEBBAGBLKLG.50LBS

BAGHEERA BLACK



SMALL 1-2CM | #PEBBAGBLKSMP.50LBS



MEDIUM 2-5CM | #PEBBAGBLKMEDP.50LBS

ULTRA POLISHED LOOSE PEBBLES



SMALL 1.2-1.6CM | #RIVWHITESMLUP.50LBS



MEDIUM 2-5CM | #RIVWHITEMEDUP.50LBS

WHITE



SMALL 1.2-1.6CM | #RIVYELLOWSSLUP.50LBS

YELLOW



SMALL 1.2-1.6CM | #RIVMIXEDSMLUP.50LBS



MEDIUM 2-5CM | #RIVMIXEDMEDUP.50LBS

MIXED




SMALL 1.2-1.6CM | #RIVREDSMLUP.50LBS




MEDIUM 2-5CM | #RIVREDMEDUP.50LBS

RED



SMALL 1.2-1.6CM | #RIVBLACKSMLUP.50LBS



MEDIUM 2-5CM | #RIVBLACKMEDUP.50LBS

BLACK



WHITE QUARTZ MEDIUM 2-5CM | #RIVWHTQRTMEDUP.50LBS




BLACK AGATE MEDIUM 2-5CM | #RIVBLKAGTMEDUP.50LBS

TUMBLLED LOOSE PEBBLES



LAVA GREY

SMALL 1-2CM | #PEBGRYLAVSML.50LBS



LAVA GREY

MEDIUM 2-5CM | #PEBGRYLAVMED.50LBS



LAVA GREY

LARGE 5-8CM | #PEBGRYLAVLRG.50LBS

TUMBLLED MARBLE LOOSE PEBBLES



SMALL 3/8" - 5/8" | #PEBICEWHTSML



MEDIUM 1/2" - 1 1/2" | #PEBICEWHTMED



LARGE 2" - 3-1/8" | #PEBICEWHTLRG

ICE WHITE

LOOSE PEBBLES

Natural Stone Resources Loose pebbles collection provides a broad range of colors, finishes and sizes. Defined by their rounded shape, Loose pebbles are smoother in texture and larger than pea gravel.

Since emerging as the leader in this field, we have continued to ensure we still produce the very best collection of high quality. Incorporating natural round pebbles into your landscape design can completely transform your outdoor space. It is highly used to create contrast between pavers, interesting curbing, complement architectural features, as a humble ground cover and are even a simple addition to ponds and water features.

APPLICATIONS

FLOWER BEDS, FOUNTAINS, PATHWAYS, PATIOS, PLANTERS, PONDS & STEPPING-STONES

SIZE REFERENCE

(SM) 1.2-1.6CM = 1/2" - 5/8" (MD) 2-5CM = 3/4" - 2" (LG) 5-8CM = 2" - 3"

ICE WHITE (SM) 1-1.6CM = 3/8" - 5/8" (MD) 1.3-3.8CM = 1/2" - 1 1/2" (LG) 5 - 7.9CM = 2" - 3-1/8"

| POLISHED PEBBLES | | | | | | |
|------------------------|---------------|-----------------------|---------|------------|----------------|------------------|
| ITEM NAME | SIZE | PART NUMBER | SOLD BY | BAG WEIGHT | BAGS PER CRATE | WEIGHT PER CRATE |
| WHITE SMALL | 1.2-1.6CM | RIVWHITESMLP.50LBS | CRATE | 50 LBS | 44 | 2200 LBS |
| WHITE MEDIUM | 2-5CM | RIVWHITEMEDP.50LBS | CRATE | 50 LBS | 44 | 2200 LBS |
| WHITE LARGE | 5-8CM | RIVWHITELRGP.50LBS | CRATE | 50 LBS | 44 | 2200 LBS |
| YELLOW SMALL | 1.2-1.6CM | RIVYELLOWSMPLP.50LBS | CRATE | 50 LBS | 44 | 2200 LBS |
| MIXED SMALL | 1.2-1.6CM | RIVMIXEDSMPLP.50LBS | CRATE | 50 LBS | 44 | 2200 LBS |
| MIXED MEDIUM | 2-5CM | RIVMIXEDMEDP.50LBS | CRATE | 50 LBS | 44 | 2200 LBS |
| MIXED LARGE | 5-8CM | RIVMIXEDLRGP.50LBS | CRATE | 50 LBS | 44 | 2200 LBS |
| RED SMALL | 1.2-1.6CM | RIVREDSMLP.50LBS | CRATE | 50 LBS | 44 | 2200 LBS |
| RED MEDIUM | 2-5CM | RIVREDMEDP.50LBS | CRATE | 50 LBS | 44 | 2200 LBS |
| RED LARGE | 5-8CM | RIVREDLRGP.50LBS | CRATE | 50 LBS | 44 | 2200 LBS |
| BLACK SMALL | 1.2-1.6CM | RIVBLACKSMPLP.50LBS | CRATE | 50 LBS | 44 | 2200 LBS |
| BLACK MEDIUM | 2-5CM | RIVBLACKMEDP.50LBS | CRATE | 50 LBS | 44 | 2200 LBS |
| BLACK LARGE | 5-8CM | RIVBLACKLRGP.50LBS | CRATE | 50 LBS | 44 | 2200 LBS |
| TIGER STRIPE LARGE | 5-8CM | RIVTIGERLRGP.50LBS | CRATE | 50 LBS | 44 | 2200 LBS |
| BAGHEERA BLACK SMALL | 1-2CM | PEBBAGBLKSMP.50LBS | CRATE | 50 LBS | 44 | 2200 LBS |
| BAGHEERA BLACK MEDIUM | 2-5CM | PEBBAGBLKMEDP.50LBS | CRATE | 50 LBS | 44 | 2200 LBS |
| BAGHEERA BLACK LARGE | 5-8CM | PEBBAGBLKLRGP.50LBS | CRATE | 50 LBS | 44 | 2200 LBS |
| ULTRA POLISHED PEBBLES | | | | | | |
| YELLOW SMALL | 1.2-1.6CM | RIVYELLOWSMPLUP.50LBS | CRATE | 50 LBS | 44 | 2200 LBS |
| MIXED SMALL | 1.2-1.6CM | RIVMIXEDSMPLUP.50LBS | CRATE | 50 LBS | 44 | 2200 LBS |
| MIXED MEDIUM | 2-5CM | RIVMIXEDMEDUP.50LBS | CRATE | 50 LBS | 44 | 2200 LBS |
| RED SMALL | 1.2-1.6CM | RIVREDSMLUP.50LBS | CRATE | 50 LBS | 44 | 2200 LBS |
| RED MEDIUM | 2-5CM | RIVREDMEDUP.50LBS | CRATE | 50 LBS | 44 | 2200 LBS |
| TIGER STRIPE MEDIUM | 2-5CM | RIVTIGERMEDUP.50LBS | CRATE | 50 LBS | 44 | 2200 LBS |
| BLACK SMALL | 1.2-1.6CM | RIVBLACKSMPLUP.50LBS | CRATE | 50 LBS | 44 | 2200 LBS |
| BLACK MEDIUM | 2-5CM | RIVBLACKMEDUP.50LBS | CRATE | 50 LBS | 44 | 2200 LBS |
| BLACK AGATE MEDIUM | 2-5CM | RIVBLKAGTMEDUP.50LBS | CRATE | 50 LBS | 44 | 2200 LBS |
| WHITE QUARTZ MEDIUM | 2-5CM | RIVWHTQRTMEDUP.50LBS | CRATE | 50 LBS | 44 | 2200 LBS |
| WHITE SMALL | 1.2-1.6CM | RIVWHITESMLUP.50LBS | CRATE | 50 LBS | 44 | 2200 LBS |
| WHITE MEDIUM | 2-5CM | RIVWHITEMEDUP.50LBS | CRATE | 50 LBS | 44 | 2200 LBS |
| TUMBLLED PEBBLES | | | | | | |
| ICE WHITE SMALL | 3/8" - 5/8" | PEBICEWHTSML | CRATE | 50 LBS | 44 | 2200 LBS |
| ICE WHITE MEDIUM | 1/2" - 1 1/2" | PEBICEWHTMED | CRATE | 50 LBS | 44 | 2200 LBS |
| ICE WHITE LARGE | 2" - 3-1/8" | PEBICEWHTLRG | CRATE | 50 LBS | 44 | 2200 LBS |
| LAVA GREY SMALL | 1-2CM | PEBGRYLAVSML.50LBS | CRATE | 50 LBS | 40 | 2000 LBS |
| LAVA GREY MEDIUM | 2-5CM | PEBGRYLAVMED.50LBS | CRATE | 50 LBS | 40 | 2000 LBS |
| LAVA GREY LARGE | 5-8CM | PEBGRYLAVLRG.50LBS | CRATE | 50 LBS | 40 | 2000 LBS |
| MOWGLI MIX MEDIUM | 2-5CM | PEBMOWMIXMED | CRATE | 50 LBS | 44 | 2200 LBS |
| BAGHEERA BLACK MEDIUM | 2-5CM | PEBBAGBLKMED | CRATE | 50 LBS | 44 | 2200 LBS |

TUMBLLED LOOSE PEBBLES



MOWGLI MIX | MEDIUM 2-5CM | #PEBMOWMIXMED



BAGHEERA BLACK | MEDIUM 2-5CM | #PEBBAGBLKMED



NATURAL STONE RESOURCES

EXPORTERS - IMPORTERS - DISTRIBUTORS

1800 EAST VIA BURTON ST, ANAHEIM, CA 92806 | P. 714.821.5400 | F. 714.821.3700 | NSRSTONE.COM

