



CHECKERBOARD PROGRAM



BRING YOUR CHECKERBOARD VISION TO LIFE

The unexpected popularity of the checkerboard pattern demonstrates the enduring appeal of classic designs when given a fresh, modern twist and embraces a broader design movement that blends nostalgia with contemporary aesthetic.

Checkerboard flooring dates back over 3,000 years to ancient Egypt, where it symbolized balance and duality. Over time, it became a hallmark of sophistication—featured in Renaissance palaces like Versailles, amplified during the dramatic Baroque era, and revived in 20th-century Hollywood Regency and Mid-Century Modern styles.

While this pattern has graced European cities for centuries, its versatility allows for numerous interpretations, from traditional black and white to subtle tone-on-tone variations, and from large to small formats. The possibilities are endless, limited only by one's creativity.



WHEN CHOOSING NATURAL STONE FOR CHECKERBOARD FLOORING, NSR RECOMMENDS CONSIDERING

- Marble- Elegant and Classic
- Limestone & Travertine- Earth and Textured
- Granite & Quartzite- Durable and Bold
- Slate- Rustic and Organic

Each stone offers a unique look and natural variation, meaning no two floors are ever the same.

Mixing Stones: Combine materials for added contrast or cohesion. For example, pairing a honed material with a flamed finished

Color & Finish: Create contrast with black-and-white marble or go for a softer look by combining shades within the same tone family.



NSR CHECKERBOARD DISPLAY PROGRAM

- The NSR Checkerboard Display Program is an extensive collection that includes 34 carefully selected 6x6 samples of Marble, Limestone, Travertine, and Granite, with two pieces of each material to illustrate their pairing possibilities.
- Additionally, the program features four extra 3x6 samples, providing further versatility for visualizing various layout combinations.
- This display effectively showcases the inherent beauty of checkerboard design, highlighting a diverse array of finishes, colors, and textures that accentuate contrast and variation.
- It serves as an invaluable tool for showrooms and designers who wish to explore the interactions of different stones within this classic pattern.

Contact your NSR Sales Representative for additional information.



CHECKERBOARD

NSR 6X6 Natural Stone Sample Program

* (34) SELECTED SAMPLES

SAMPLE SET	CHECKERBOARD PROGRAM	MATERIAL	FINISH	ORIGIN	12X12	18X18	24X24	MICRO BEVELED	NON-MICRO BEVELED	TUMBLED
*	Bardiglio Imperiale	Marble	Honed	Italy	3/8"	3/8"	n/a	*		
	Bardiglio Imperiale	Marble	Polished	Italy	3/8"	3/8"	n/a	*		
*	Bardiglio Imperiale	Marble	Tumbled	Italy	3/8"	3/8"	n/a			*
*	Bianco Dolomite	Marble	Honed	Turkey	3/8"	3/8"	n/a	*		
	Bianco Dolomite	Marble	Polished	Turkey	3/8"	3/8"	n/a	*		
*	Botticino Turkish	Marble	Honed	Turkey	1/2"	1/2"	n/a		*	
	Botticino Turkish	Marble	Polished	Turkey	1/2"	1/2"	n/a		*	
*	Botticino Turkish	Marble	Tumbled	Turkey	3/8"	n/a	n/a			*
*	Calacatta Caldia	Marble	Honed	Italy	n/a	3/8"	3/8"	*		
	Calacatta Caldia	Marble	Polished	Italy	n/a	3/8"	3/8"	*		
*	Calacatta Gold	Marble	Honed	Italy	3/8"	3/8"	3/8"	*		
	Calacatta Gold	Marble	Polished	Italy	3/8"	3/8"	3/8"	*		
	Crema Marfil Select	Marble	Honed	Spain	3/8"	5/8"	5/8"	*		
*	Crema Marfil Select	Marble	Polished	Spain	3/8"	5/8"	5/8"	*		
*	Emperador Dark	Marble	Polished	Spain	3/8"	5/8"	n/a	*		
*	Empress Green	Marble	Polished	India	3/8"	n/a	n/a	*		
*	Graphite	Marble	Honed	Iran	n/a	3/8"	n/a	*		
	Graphite	Marble	Polished	Iran	n/a	3/8"	n/a	*		
*	Ming Green	Marble	Tumbled	China	3/8"	n/a	n/a			*
*	Negro Marquina	Marble	Honed	China	3/8"	1/2"	5/8"	*		
	Negro Marquina	Marble	Polished	China	3/8"	1/2"	5/8"	*		
*	Negro Marquina	Marble	Tumbled	China	3/8"	1/2"	n/a			*

CHECKERBOARD

NSR 6X6 Natural Stone Sample Program

* (34) SELECTED SAMPLES


SAMPLE SET	CHECKERBOARD PROGRAM	MATERIAL	FINISH	ORIGIN	12X12	18X18	24X24	MICRO BEVELED	NON-MICRO BEVELED	TUMBLED
*	Oriental White	Marble	Honed	China	3/8"	3/8"	3/8"	*		
	Oriental White	Marble	Polished	China	3/8"	3/8"	3/8"	*		
*	Rojo Alicante	Marble	Polished	Spain	3/8"	n/a	n/a	*		
*	Rosa Verona	Marble	Polished	Italy	3/8"	n/a	n/a	*		
*	Rosso Levanto	Marble	Polished	Turkey	1/2"	n/a	n/a		*	
*	Polar White	Marble	Honed	Vietnam	3/8"	1/2"	n/a		*	
	Polar White	Marble	Polished	Vietnam	3/8"	1/2"	1/2"		*	
*	Thassos White	Marble	Honed	Greece	3/8"	3/8"	3/8"	*		
	Thassos White	Marble	Polished	Greece	3/8"	3/8"	3/8"	*		
*	White Carrara	Marble	Honed	Italy	3/8"	3/8"	3/8"	*		
	White Carrara	Marble	Polished	Italy	3/8"	3/8"	3/8"	*		
*	White Carrara	Marble	Tumbled	Italy	3/8"	3/8"	n/a			*
*	Jura Beige	Limestone	Honed	Germany	n/a	3/8"	3/8"		*	
*	Jura Grey	Limestone	Honed	Germany	n/a	3/8"	3/8"		*	
*	Lagos Blue	Limestone	Honed	Portugal	3/8"	1/2"	1/2"		*	
*	Lymra	Limestone	Honed	Turkey	1/2"	1/2"	1/2"		*	
*	Moca Cream	Limestone	Honed	Portugal	3/8"	1/2"	5/8"		*	
*	Ocean Reef	Limestone	Brushed	Turkey	n/a	n/a	1/2"		*	
*	Ocean Reef	Limestone	Filled/ Honed	Turkey	n/a	n/a	1/2"		*	
*	Porto Beige	Limestone	Honed	Portugal	3/8"	1/2"	1/2"		*	
*	Absolute Black	Granite	Flamed	India	3/8"	1/2"	5/8"	*		
*	Absolute Black	Granite	Honed	India	3/8"	1/2"	5/8"	*		
*	Absolute Black	Granite	Polished	India	3/8"	1/2"	5/8"	*		
*	Ivory Premium	Travertine	Filled/ Honed	Turkey	3/8"	1/2"	1/2"		*	



BARDIGLIO IMPERIALE
MARBLE
Honed/ Polished
12x12, 18x18
Micro Beveled



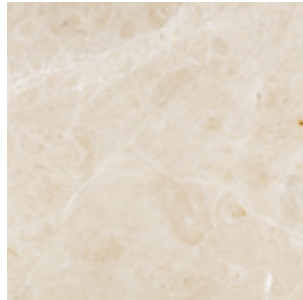
BARDIGLIO IMPERIALE
MARBLE
Tumbled
12x12, 18x18



BIANCO DOLOMITE MARBLE
Honed/ Polished
12x12, 18x18
Micro Beveled



BOTTICINO TURKISH MARBLE
Honed/ Polished
12x12, 18x18, 24x24
Non-Micro Beveled



BOTTICINO TURKISH MARBLE
Tumbled
12x12



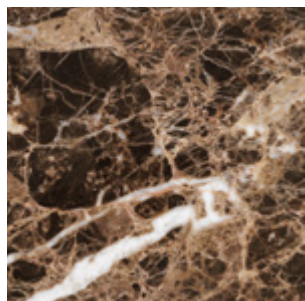
CALACATTA CALDIA MARBLE
Honed/ Polished
18x18, 24x24
Micro Beveled



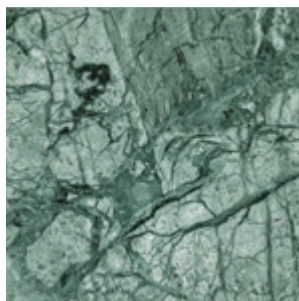
CALACATTA GOLD MARBLE
Honed/ Polished
12x12, 18x18, 24x24
Micro Beveled



CREMA MARFIL SELECT
MARBLE
Honed/ Polished
12x12, 18x18, 24x24
Micro Beveled



EMPERADOR DARK MARBLE
Polished
12x12, 18x18
Micro Beveled



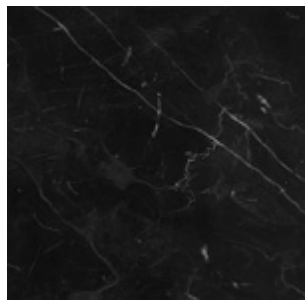
EMPRESS GREEN
Polished
12x12
Micro Beveled




GRAPHITE MARBLE
Honed/ Polished
18x18
Micro Beveled




MING GREEN MARBLE
Tumbled
12x12



NEGRO MARQUINA MARBLE
Honed/ Polished
12x12, 18x18, 24x24
Micro Beveled



NEGRO MARQUINA MARBLE
Tumbled
12x12, 18x18



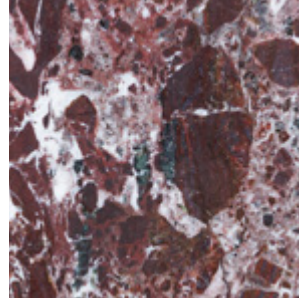
ORIENTAL WHITE MARBLE
Honed/ Polished
12x12, 18x18, 24x24
Micro Beveled



ROJO ALICANTE MARBLE
Polished
12x12
Micro Beveled



ROSA VERONA MARBLE
Polished
12x12
Micro Beveled




ROSSO LEVANTO MARBLE
Polished
12x12
Micro Beveled




POLAR WHITE MARBLE
Honed/ Polished
12x12, 18x18, 24x24
Non-Micro Beveled



THASSOS WHITE MARBLE
Honed/ Polished
12x12, 18x18, 24x24
Micro Beveled




WHITE CARRARA MARBLE
Honed/ Polished
12x12, 18x18, 24x24
Micro Beveled



WHITE CARRARA MARBLE
Tumbled
12x12, 18x18



JURA BEIGE
Honed
18x18, 24x24
Non-Micro Beveled



JURA GREY
Honed
18x18, 24x24
Non-Micro Beveled



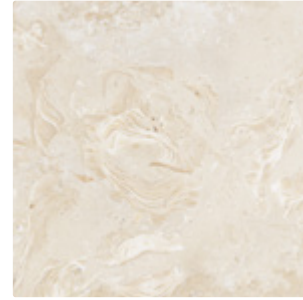
LAGOS BLUE LIMESTONE
Honed
12x12, 18x18, 24x24
Non-Micro Beveled



LYMRA LIMESTONE
Honed
12x12, 18x18, 24x24
Non-Micro Beveled




MOCA CREAM LIMESTONE
Honed
12x12, 18x18, 24x24
Non-Micro Beveled




OCEAN REEF LIMESTONE
Filled/ Honed
24x24
Non-Micro Beveled



OCEAN REEF LIMESTONE
Brushed
24x24
Non-Micro Beveled



PORTO BEIGE LIMESTONE
Honed
12x12, 18x18, 24x24
Non-Micro Beveled



ABSOLUTE BLACK GRANITE
Flamed
12x12, 18x18, 24x24
Micro Beveled




ABSOLUTE BLACK GRANITE
Honed
12x12, 18x18, 24x24
Micro Beveled



ABSOLUTE BLACK GRANITE
Polished
12x12, 18x18, 24x24
Micro Beveled



IVORY PREMIUM
Filled/ Honed
12x12, 18x18, 24x24
Non-Micro Beveled



DIFFERENT THICKNESS

- When combining natural stone tiles of varying thicknesses, it is essential to utilize a leveling spacer system specifically designed for this purpose to ensure a flat surface and clean grout lines.
- For optimal flexibility, choose modified Thinset, or opt for medium bed mortar if the tiles exceed 12"x12".
- Additionally, employing a larger trowel and applying a generous amount of back butter to the thinner tiles will help achieve approximately 95% coverage, ensuring a more even installation.

OTHER INSTALLATION TECHNICAL CONSIDERATIONS

- Leveling the substrate
- Moisture Testing
- Selecting the right underlayment
- Sealing and Grout
- Maintenance

