



RIVERSTONE PEBBLES





# RIVERSTONE POLISHED PEBBLES



SMALL 1.2-1.6CM | #RIVWHITESMLP.50LBS



MEDIUM 2-5CM | #RIVWHITEMEDP.50LBS



LARGE 5-8CM | #RIVWHITELRGP.50LBS

WHITE



SMALL 1.2-1.6CM | #RIVYELLOWSMPLP.50LBS



MEDIUM 2-5CM | #RIVYELLOWMEDP.50LBS




LARGE 5-8CM | #RIVYELLOWLRGP.50LBS

YELLOW



SMALL 1.2-1.6CM | #RIVMIXEDSMPLP.50LBS



MEDIUM 2-5CM | #RIVMIXEDMEDP.50LBS



LARGE 5-8CM | #RIVMIXEDLRGP.50LBS

MIXED



SMALL 1.2-1.6CM | #RIVREDSMLP.50LBS



MEDIUM 2-5CM | #RIVREDMEDP.50LBS




LARGE 5-8CM | #RIVREDLRGP.50LBS

RED



SMALL 1.2-1.6CM | #RIVBLACKSMPLP.50LBS



MEDIUM 2-5CM | #RIVBLACKMEDP.50LBS



LARGE 5-8CM | #RIVBLACKLRGP.50LBS

BLACK





TIGER STRIPE

MEDIUM 2-5CM | #RIVTIGERMEDP.50LBS



LARGE 5-8CM | #RIVTIGERLRGP.50LBS



# RIVERSTONE ULTRA POLISHED PEBBLES



SMALL 1.2-1.6CM | #RIVWHITESMLUP.50LBS



MEDIUM 2-5CM | #RIVWHITEMEDUP.50LBS

WHITE




SMALL 1.2-1.6CM | #RIVYELLOWSSLUP.50LBS



MEDIUM 2-5CM | #RIVYELLOWMEDUP.50LBS

YELLOW



SMALL 1.2-1.6CM | #RIVMIXEDSSLUP.50LBS



MEDIUM 2-5CM | #RIVMIXEDMEDUP.50LBS

MIXED



SMALL 1.2-1.6CM | #RIVREDSMLUP.50LBS



MEDIUM 2-5CM | #RIVREDMEDUP.50LBS

RED



MEDIUM 2-5CM | #RIVTIGERMEDUP.50LBS

TIGER STRIPE





BLACK

SMALL 1.2-1.6CM | #RIVBLACKSMLUP.50LBS



MEDIUM 2-5CM | #RIVBLACKMEDUP.50LBS



# TUMBLER MARBLE PEBBLES



SMALL 3/8" - 5/8" | #PEBICEWHTSML



MEDIUM 1/2" - 1 1/2" | #PEBICEWHTMED



LARGE 2" - 3" | #PEBICEWHTLRG

ICE WHITE



MEDIUM 2-5CM | #PEBRAIBRNMED

RAIN FOREST BROWN



MEDIUM 2-5CM | #PEBRAIGRNMED

RAIN FOREST GREEN

# TUMBLER PEBBLES



SMALL 1-2CM | #PEBGRYLAVSML.50LBS



MEDIUM 2-5CM | #PEBGRYLAVMED.50LBS



LARGE 5-8CM | #PEBGRYLAVLRG.50LBS

LAVA GREY

# RIVERSTONE PEBBLES

Natural Stone Resources Loose pebbles collection provides a broad range of colors, finishes and sizes. Defined by their rounded shape, Riverstone loose pebbles are smoother in texture and larger than pea gravel.

Since emerging as the leader in this field, we have continued to ensure we still produce the very best collection of high quality. Incorporating natural round pebbles into your landscape design can completely transform your outdoor space. It is highly used to create contrast between pavers, interesting curbing, complement architectural features, as a humble ground cover and are even a simple addition to ponds and water features.

## APPLICATIONS

FLOWER BEDS, FOUNTAINS, PATHWAYS, PATIOS, PLANTERS, PONDS & STEPPING-STONES

## SIZE REFERENCE

(SM) 1.2-1.6CM = 1/2"- 5/8" (MD) 2-5CM = 3/4" - 2" (LG) 5-8CM = 2" - 3"

ICE WHITE (SM) 1-1.6CM = 3/8" - 5/8" (MD) 1.3-3.8CM = 1/2" - 1 1/2" (LG) 5 - 8CM = 2" - 3"

RIVERSTONE POLISHED PEBBLES						
ITEM NAME	SIZE	PART NUMBER	SOLD BY	BAG WEIGHT	BAGS PER CRATE	WEIGHT PER CRATE
WHITE SMALL	1.2-1.6CM	RIVWHITESMLP.50LBS	CRATE	50 LBS	44	2200 LBS
WHITE MEDIUM	2-5CM	RIVWHITEMEDP.50LBS	CRATE	50 LBS	44	2200 LBS
WHITE LARGE	5-8CM	RIVWHITELRGP.50LBS	CRATE	50 LBS	44	2200 LBS
YELLOW SMALL	1.2-1.6CM	RIVYELLOWSMPL.50LBS	CRATE	50 LBS	44	2200 LBS
YELLOW MEDIUM	2-5CM	RIVYELLOWMEDP.50LBS	CRATE	50 LBS	44	2200 LBS
YELLOW LARGE	5-8CM	RIVYELLOWLRGP.50LBS	CRATE	50 LBS	44	2200 LBS
MIXED SMALL	1.2-1.6CM	RIVMIXEDSMPL.50LBS	CRATE	50 LBS	44	2200 LBS
MIXED MEDIUM	2-5CM	RIVMIXEDMEDP.50LBS	CRATE	50 LBS	44	2200 LBS
MIXED LARGE	5-8CM	RIVMIXEDLRGP.50LBS	CRATE	50 LBS	44	2200 LBS
RED SMALL	1.2-1.6CM	RIVREDSMLP.50LBS	CRATE	50 LBS	44	2200 LBS
RED MEDIUM	2-5CM	RIVREDMEDP.50LBS	CRATE	50 LBS	44	2200 LBS
RED LARGE	5-8CM	RIVREDLRGP.50LBS	CRATE	50 LBS	44	2200 LBS
BLACK SMALL	1.2-1.6CM	RIVBLACKSMPL.50LBS	CRATE	50 LBS	44	2200 LBS
BLACK MEDIUM	2-5CM	RIVBLACKMEDP.50LBS	CRATE	50 LBS	44	2200 LBS
BLACK LARGE	5-8CM	RIVBLACKLRGP.50LBS	CRATE	50 LBS	44	2200 LBS
TIGER STRIPE MEDIUM	2-5CM	RIVTIGERMEDP.50LBS	CRATE	50 LBS	44	2200 LBS
TIGER STRIPE LARGE	5-8CM	RIVTIGERLRGP.50LBS	CRATE	50 LBS	44	2200 LBS
RIVERSTONE ULTRA POLISHED PEBBLES						
YELLOW SMALL	1.2-1.6CM	RIVYELLOWSMLUP.50LBS	CRATE	50 LBS	44	2200 LBS
YELLOW MEDIUM	2-5CM	RIVYELLOWMEDUP.50LBS	CRATE	50 LBS	44	2200 LBS
MIXED SMALL	1.2-1.6CM	RIVMIXEDSMLUP.50LBS	CRATE	50 LBS	44	2200 LBS
MIXED MEDIUM	2-5CM	RIVMIXEDMEDUP.50LBS	CRATE	50 LBS	44	2200 LBS
RED SMALL	1.2-1.6CM	RIVREDSMLUP.50LBS	CRATE	50 LBS	44	2200 LBS
RED MEDIUM	2-5CM	RIVREDMEDUP.50LBS	CRATE	50 LBS	44	2200 LBS
TIGER STRIPE MEDIUM	2-5CM	RIVTIGERMEDUP.50LBS	CRATE	50 LBS	44	2200 LBS
BLACK SMALL	1.2-1.6CM	RIVBLACKSMLUP.50LBS	CRATE	50 LBS	44	2200 LBS
BLACK MEDIUM	2-5CM	RIVBLACKMEDUP.50LBS	CRATE	50 LBS	44	2200 LBS
WHITE SMALL	1.2-1.6CM	RIVWHITESMLUP.50LBS	CRATE	50 LBS	44	2200 LBS
WHITE MEDIUM	2-5CM	RIVWHITEMEDUP.50LBS	CRATE	50 LBS	44	2200 LBS
TUMBLLED PEBBLES						
ICE WHITE SMALL	3/8" - 5/8"	PEBICEWHTSML	CRATE	50 LBS	44	2200 LBS
ICE WHITE MEDIUM	1/2" - 1 1/2"	PEBICEWHTMED	CRATE	50 LBS	44	2200 LBS
ICE WHITE LARGE	2" - 3"	PEBICEWHTLRG	CRATE	50 LBS	44	2200 LBS
RAIN FOREST BROWN MEDIUM	2-5CM	PEBRAIBRNMED	CRATE	50 LBS	44	2200 LBS
RAIN FOREST GREEN MEDIUM	2-5CM	PEBRAIGRNMED	CRATE	50 LBS	44	2200 LBS
LAVA GREY SMALL	1-2CM	PEBGRYLAVSML.50LBS	CRATE	50 LBS	40	2000 LBS
LAVA GREY MEDIUM	2-5CM	PEBGRYLAVMED.50LBS	CRATE	50 LBS	40	2000 LBS
LAVA GREY LARGE	5-8CM	PEBGRYLAVLRG.50LBS	CRATE	50 LBS	40	2000 LBS
MOWGLI MIX MEDIUM	2-5CM	PEBMOWMIXMED	CRATE	50 LBS	44	2200 LBS
BAGHEERA BLACK MEDIUM	2-5CM	PEBBAGBLKMED	CRATE	50 LBS	44	2200 LBS



# TUMBLER PEBBLES



MOWGLI MIX | MEDIUM 2-5CM | #PEBMOWMIXMED



BAGHEERA BLACK | MEDIUM 2-5CM | #PEBBAGBLKMED



NATURAL STONE RESOURCES  
EXPORTERS - IMPORTERS - DISTRIBUTORS

1800 EAST VIA BURTON ST, ANAHEIM, CA 92806 | P. 714.821.5400 | F. 714.821.3700 | NSRSTONE.COM